



JSI CABINETS

Better Kitchens Start Here



DIRECT
SUPPLY INC
SURFACE MATERIALS \ CABINETS \ HARDWARE

Designer and Premier Series



Turning your dream kitchen into a reality has never been easier.

JSI crafts an elegant, quality, all-wood construction line of cabinets ready to fit any home or lifestyle. We have the latest colors and designs in our collection to match modern trends or classic looks in home décor.

Our cabinets are the perfect blend of style and savings, giving you more money to invest in upgrading the rest of your kitchen's appliances, countertops, and hardware.

You know your taste, we know you'll find a match that fits your style.




High Quality. Great Value.

- Modern finishes, door styles, and drawer options
- Same elegant look as high-end custom cabinets
- Faster delivery than most traditional manufacturers
- Network of dealers simplifies the cabinet selection process
- Cabinets immediately elevate the quality of your kitchen or bath
- Dovetail construction and soft-close hinges included in all styles of the Designer and Premier Series



 Dover/Essex WHITE

Bright and inviting at the heart of the home.



Essex White – 5-pc Recessed Top Drawer



Dover White – Slab Top Drawer




Dover/Essex White



- White paint
- Full-overlay design
- Shaker door style
- 5-piece or slab top drawer front
- All plywood dovetail construction
- Dovetail, full-extension, soft-close drawers
- Soft-close hinges
- Storage solutions available

 Dover/Essex TRUFFLE

Natures beauty at every turn.



Essex Truffle – 5-pc Recessed Top Drawer



Dover Truffle – Slab Top Drawer




Dover/Essex Truffle

- Light brown stain
- Full-overlay design
- Shaker door style
- 5-piece or slab top drawer front
- All plywood dovetail construction
- Dovetail, full-extension, soft-close drawers
- Soft-close hinges
- Storage solutions available



 Dover/Essex CASTLE

Timeless looks paired with solid construction.



Essex Castle – 5-pc Recessed Top Drawer



Dover Castle – Slab Top Drawer



Dover/Essex Castle

- Dark gray paint
- Full-overlay design
- Shaker door style
- 5-piece or slab top drawer front
- All plywood dovetail construction
- Dovetail, full-extension, soft-close drawers
- Soft-close hinges
- Storage solutions available



 Dover/Essex LUNAR

Contemporary lines meet classic finish.



Essex Lunar – 5-pc Recessed Top Drawer



Dover Lunar – Slab Top Drawer



Dover/Essex Lunar

- Dark gray stain
- Full-overlay design
- Shaker door style
- 5-piece or slab top drawer front
- All plywood dovetail construction
- Dovetail, full-extension, soft-close drawers
- Soft-close hinges
- Storage solutions available



 Dover/Essex NORWICH

Elegant, endless entertaining.



Essex Norwich – 5-pc Recessed Top Drawer



Dover Norwich – Slab Top Drawer



Dover/Essex Norwich

- Light gray paint
- Full-overlay design
- Shaker door style
- 5-piece or slab top drawer front
- All plywood dovetail construction
- Dovetail, full-extension, soft-close drawers
- Soft-close hinges
- Storage solutions available



Quality craftsmanship.
Custom designs.

JSI proudly offers quality, all-wood cabinetry with rich details and attractive finishes to fit any home or lifestyle.

Our products are functional, efficient, and stand the test of time, both in workmanship and design.

JSI cabinets are the perfect choice for homeowners who want the satisfaction of knowing they're getting durable, dependable, quality products that will add value to their home for years to come.



Designer Series **Construction**



Want the very best in hinges and glides?
Ask your designer to specify Blum premium hardware! 


Designer Kitchen Product **Specifications.**




	Dover/Essex WHITE	Dover/Essex TRUFFLE	Dover/Essex CASTLE	Dover/Essex LUNAR	Dover/Essex NORWICH
Material	Solid Wood				
Style	Full-Overlay				
Stain/ Paint	White Paint	Light Brown Stain	Dark Gray Paint	Dark Gray Stain	Light Gray Paint
Door Panel	Shaker Recessed				
Stiles/Rails	Solid Wood				
Frame	¾" x 1½" Solid Wood Mortise and Tenon Construction				
Top Drawer Front	5-Piece or Slab				
End Panel	½" Plywood				
Wall Tops	½" Plywood				
Base Bottoms	¾" Plywood				
Interiors	Natural				
Shelves	Plywood, Edgebanded on Front, ¾" Thick				
Back Panels	½" Plywood				
Enhancements	Solid Wood Corner Blocks, ½" Plywood Stretchers, & Metal Corner Brackets				
Drawer Box	¾" Thick Solid Wood Sides; Dovetail Construction				
Drawer Glides	Full-Extension, Soft-Close, Steel Undermount				
Hinges	Integrated Soft-Close, 6-way Adjustable, Concealed Cup Hinge				
Warranty	5 Years				

 Amesbury WHITE

Culinary masterpieces await you.



Amesbury White – 5-pc Recessed Top Drawer



Amesbury White – Slab Top Drawer



Amesbury White

- White paint
- Full-overlay design
- Shaker door style
- 5-piece or slab top drawer front
- All plywood dovetail construction
- Dovetail, full-extension, soft-close drawers
- Soft-close hinges
- Storage solutions available



Amesbury MIST

Exquisite spaces with style.



Amesbury Mist - 5-pc Recessed Top Drawer



Amesbury Mist - Slab Top Drawer



Amesbury Mist

- Light gray stain
- Full-overlay design
- Shaker door style
- 5-piece or slab top drawer front
- All plywood dovetail construction
- Dovetail, full-extension, soft-close drawers
- Soft-close hinges
- Storage solutions available






Rustic finishes make your cabinets pop.



Upton Brown – 5-pc Recessed Top Drawer



Upton Brown – Slab Top Drawer



Upton Brown



- Rustic brown stain
- Full-overlay design
- Shaker door style
- 5-piece or slab top drawer front
- All plywood dovetail construction
- Dovetail, full-extension, soft-close drawers
- Soft-close hinges
- Storage solutions available

Premier Kitchen Product **Specifications.**

	Amesbury WHITE	Amesbury MIST	Upton BROWN
Material	Solid Wood		
Style	Full-Overlay		
Stain/Paint	White Paint	Light Gray Stain	Rustic Brown Stain
Door Panel	Shaker Recessed		
Stiles/Rails	Solid Wood		
Frame	¾" x 1½" Solid Wood Mortise and Tenon Construction		
Top Drawer Front	Slab or 5-Piece		
End Panel	½" Plywood		
Wall Tops	½" Plywood		
Base Bottoms	⅜" Plywood		
Interiors	Natural		
Shelves	Plywood, Edgebanded on Front, ⅝" Thick		
Back Panels	½" Plywood		
Enhancements	Corner Blocks		
Drawer Box	¾" Thick Solid Wood Sides; Dovetail Construction		
Drawer Glides	Full-Extension, Soft-Close, Steel Undermount		
Hinges	Integrated Soft-Close, 6-way Adjustable, Concealed Cup Hinge		
Warranty	1 Year		

Premier Series **Construction**



Want the very best in hinges and glides?
Ask your designer to specify Blum premium hardware! **blum**



Get organized
from the start.

Your new kitchen deserves the very best in organization and functionality. JSI offers premium storage solutions that revolutionize the interior of your cabinetry and create a kitchen truly tailored to your needs. Staying organized has never been simpler!

*From high-tech to do-it-yourself,
you're sure to discover space
transforming solutions.*



REV-A-SHELF CHARGING DRAWER SYSTEM

Charging stations are a necessity, but having plugs scattered throughout your home with power adapters and wires dangling from your walls is unsightly. Now you can charge all your electronics together in one hidden, organized location.



REV-A-SHELF APPLIANCE PULLOUT

The back of the cabinet above your oven or refrigerator can be one of the hardest places to reach. Rev-A-Shelf has designed an above the appliance pullout organizer that brings hard-to-reach items to your fingertips.



DOUBLE EASY ACCESS CORNER PANTRY

This double shelf unit has two full-extension drawers that provide easy access to contents and offers efficient space utilization of the corner cabinet.



For more inspiration, check out our *storage solutions* brochure.

SOFT-CLOSE WASTE AND RECYCLING PULLOUT

Keep unsightly waste and unruly recycling neatly tucked away with this base cabinet pullout. Featuring an all-wood design and soft-close action, this waste and recycling pullout is a must have.



GLIDEWARE PULLOUT

The search for missing pot and pan lids is over. Overbuilt with solid-wood and steel hooks, this soft-close storage solution effortlessly stores even your heaviest cookware.



SOFT-CLOSE ROLLOUT TRAY

Why reach inside your cabinet when everything you need can come to you? Our very own rollout trays feature solid-wood, dovetail joinery, and smooth, soft-close action.



For more inspiration, check out our **storage solutions** brochure.

Factory-Installed Under-Cabinet Lighting.

Enhance the appearance and functionality of your kitchen with factory-installed energy efficient, long-lasting LED fixtures. We understand lighting can be overwhelming, but now it doesn't have to be.

Factory-installed under cabinet lighting is the simplest and most affordable way to give your kitchen an elegant and luxurious appearance.

- **Everything is included**
- **No electrician required**
- **Neutral light color elevates every kitchen**
- **Wireless control**

It's really that simple. Give your kitchen instant appeal with our affordable, factory-installed lighting system.



For more inspiration, check out our **lighting solutions** brochure.



